

Monthly Stripe Report

emergentas

April 2026

Currency: USD

This month at a glance

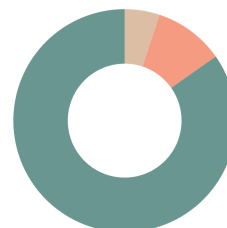
- 👍 Net revenue grew 12% vs. March 2026
- 👍 Avg per customer up to \$526.44 (from \$454.11)

👎 Refund rate rose to 10.2% (from 7.1%)

Revenue Summary

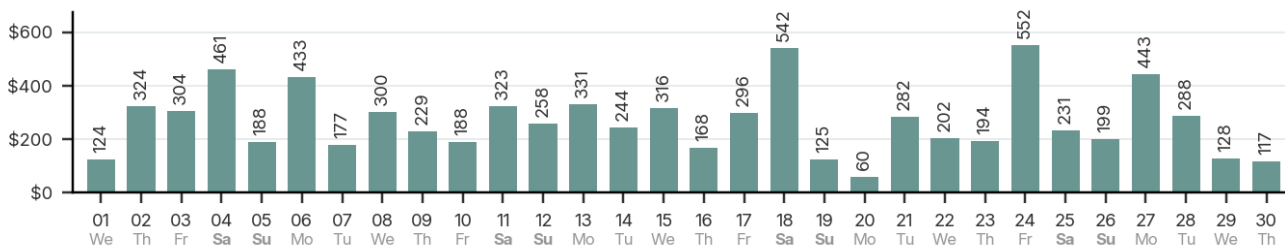
Gross Revenue	\$9,476.00
Stripe Fees	\$483.28
Fee Taxes	\$0.00
Refunds	\$962.00
Net Revenue	\$8,030.72 ▲ +12.0%

- Stripe Fees 5.1% ~0pp
- Refunds 10.2% ▲ +3.0pp
- Net Revenue 84.7% ▼ -3.0pp



In April 2026, net revenue reached **\$8,030.72**, 12.0% higher than in March 2026. Net revenue went down to **84.7%** of gross revenue, refunds went up to **10.2%**, and Stripe fees remained at **5.1%**.

Daily Net Revenue



Transaction Summary

NUMBER OF CUSTOMERS

18

NUMBER OF PAYMENTS

340 ▼ 1%

BEST CUSTOMER

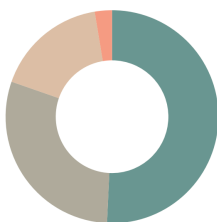
\$1,752.00 across 59 purchases

TOP PRODUCT

Custom report — \$5,660.00 from 58 sales

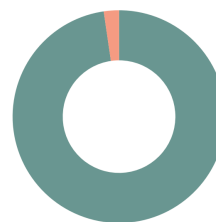
Payment Methods

- Card 50.8% ▼ -2.2pp
- Paypal 29.6% ▲ +10.5pp
- Link 17.1% ▼ -6.7pp
- Amazon Pay 2.6% ▼ -1.6pp



Transaction Status

- Paid 97.7% ▲ +1.2pp
- Pending 2.3% ▼ -1.2pp



▲ ▼ % change vs. March 2026